

Format of holding of specified securities

TARINI ENTERPRISES LIMITED

31/03/2022

1. Name of Listed Entity:
2. Scrip Code/Name of Scrip/Class of Security
3. Share Holding Pattern Filed under: Reg. 31(1)(a)/Reg. 31(1)(b)/Reg.31(1)(c)
 - a. If under 31(1)(b) then indicate the report for Quarter ending
 - b. If under 31(1)(c) then indicate date of allotment/extinguishment
4. Declaration: The Listed entity is required to submit the following declaration to the extent of submission of information:-

Particulars	Yes*	No*
1. Whether the Listed Entity has issued any partly paid up shares?		No
2. Whether the Listed Entity has issued any Convertible Securities or Warrants?		No
3. Whether the Listed Entity has any shares against which depository receipts are issued?		No
4. Whether the Listed Entity has any shares in locked-in?		No
5. Whether any shares held by promoters are pledge or otherwise encumbered?		No

* If the Listed Entity selects the option 'No' for the questions above, the columns for the partly paid up shares, Outstanding Convertible Securities/Warrants, depository receipts, locked-in shares, No of shares pledged or otherwise encumbered by promoters, as applicable, shall not be displayed at the time of dissemination on the Stock Exchange website. Also wherever there is 'No' declared by Listed Entity in above table the values will be considered as 'Zero' by default on submission of the format of holding of specified securities.

5. The tabular format for disclosure of holding of specified securities is as follows:-






Table II - Statement showing shareholding pattern of the Promoter and Promoter Group

Sl. No.	Category & Name of the Shareholders	Entity type i.e. promoter OR group entity (except promoter)	PAN	No. of share holder	No. of fully paid up equity shares held	Partly paid up equity shares held	Nos. of shares as under: (i) Depository (ii) Non Depository (iii) Restricted	Total nos. shares held	(VII)=(V)+(VI)+(VII)	Shareholding % calculated as per SCRR, 1957 As a % of (A+B+C2)	Number of Voting Rights held in each class of securities			Total as a % of Total Voting Rights (including Warrants)	No. of Shares Underlying Outstanding convertible securities (including Warrants)	Shareholding % as a % of full conversion of convertible securities (as a percentage of diluted share capital) as a % of authorized share capital	Number of Locked in shares	Number of Shares pledged or otherwise encumbered	Number of equity shares held in dematerialized form
											Class X Class Y	No of Voting Rights	Total						
1	Indian																		
(a)	Individual/Hindu Undivided Family			35	1476185	0	0	1476185	43.77	1476185	0	1476185	43.77	0	43.77	0	0.00	0	963385
	RAJ KUMAR BARDIA		AEBP89160K	277000	0	0	277000	8.21	8.21	277000	0	277000	8.21	0	8.21	0	0.00	0	172000
	ABHAY CHAND BARDIA		AHPB1384F	109695	0	0	109695	3.25	3.25	109695	0	109695	3.25	0	3.25	0	0.00	0	109695
	SARLA BARDIA		AALP84828N	101010	0	0	101010	2.99	2.99	101010	0	101010	2.99	0	2.99	0	0.00	0	101010
	ABHISHEK BARDIA		ALKP84958P	90000	0	0	90000	2.67	2.67	90000	0	90000	2.67	0	2.67	0	0.00	0	90000
	RAVI PRAKASH BARDIA		AHP895965I	85680	0	0	85680	2.54	2.54	85680	0	85680	2.54	0	2.54	0	0.00	0	85680
	SAMPAT BARDIA		AALP80492L	69600	0	0	69600	2.06	2.06	69600	0	69600	2.06	0	2.06	0	0.00	0	69600
	NIRMALA DEVI BARDIA		ADHP85056D	56850	0	0	56850	1.69	1.69	56850	0	56850	1.69	0	1.69	0	0.00	0	56850
	ROHIT BARDIA		APFP83575F	52500	0	0	52500	1.56	1.56	52500	0	52500	1.56	0	1.56	0	0.00	0	52500
	SUKHLAL BARDIA		AGWP80284	52200	0	0	52200	1.55	1.55	52200	0	52200	1.55	0	1.55	0	0.00	0	34800
	TARUN GOEL			45150	0	0	45150	1.34	1.34	45150	0	45150	1.34	0	1.34	0	0.00	0	45000
	RUPESH BOTHRA		ANYP88788D	45000	0	0	45000	1.33	1.33	45000	0	45000	1.33	0	1.33	0	0.00	0	45000
	SHANTI BOTHRA			45000	0	0	45000	1.33	1.33	45000	0	45000	1.33	0	1.33	0	0.00	0	45000
	RITESH KUMAR PATAWARI			40275	0	0	40275	1.19	1.19	40275	0	40275	1.19	0	1.19	0	0.00	0	40275
	RITIKA BARDIA			39600	0	0	39600	1.17	1.17	39600	0	39600	1.17	0	1.17	0	0.00	0	39600
	AKANIGAM			35000	0	0	35000	1.04	1.04	35000	0	35000	1.04	0	1.04	0	0.00	0	35000
	INDU PATAWARI			34500	0	0	34500	1.02	1.02	34500	0	34500	1.02	0	1.02	0	0.00	0	34500
	PRAKASH CHAND PATAWARI			34500	0	0	34500	1.02	1.02	34500	0	34500	1.02	0	1.02	0	0.00	0	34500
	AVANTIKA BARDIA			25875	0	0	25875	0.77	0.77	25875	0	25875	0.77	0	0.77	0	0.00	0	25875
	SWATI BOTHRA		AKAP86007G	22500	0	0	22500	0.67	0.67	22500	0	22500	0.67	0	0.67	0	0.00	0	22500
	BULBUL BOTHRA		AEP82366P	22500	0	0	22500	0.67	0.67	22500	0	22500	0.67	0	0.67	0	0.00	0	22500
	JUGRAI BOTHRA		ACUP83725F	22500	0	0	22500	0.67	0.67	22500	0	22500	0.67	0	0.67	0	0.00	0	22500
	BHANWARI DEVI BARNWECHA		AAEP84112E	22500	0	0	22500	0.67	0.67	22500	0	22500	0.67	0	0.67	0	0.00	0	22500
	CASSY PATAWARI			22500	0	0	22500	0.67	0.67	22500	0	22500	0.67	0	0.67	0	0.00	0	22500
	ASHISH NIGAMI		AKSPN0530C	21000	0	0	21000	0.62	0.62	21000	0	21000	0.62	0	0.62	0	0.00	0	21000
	SHANTI DEVI BARDIA			17000	0	0	17000	0.50	0.50	17000	0	17000	0.50	0	0.50	0	0.00	0	17000
	DEVI ANJALI GUPTA			12000	0	0	12000	0.36	0.36	12000	0	12000	0.36	0	0.36	0	0.00	0	12000
	CHANDMAL SURANA JAIN		AAEP82121H	11250	0	0	11250	0.33	0.33	11250	0	11250	0.33	0	0.33	0	0.00	0	11250

	DEEPAK JAIN	AAACHD3373H	11250	0	11250	0.33	11250	0	11250	0.33	11250	0	11250	0.33	0	0.00	0	0.00	11250
	SURANA CHAND MAL HUF	AAAHCL740H	11250	0	11250	0.33	11250	0	11250	0.33	11250	0	11250	0.33	0	0.00	0	0.00	11250
	KANIKA SHARMA	BOTPS2024C	7500	0	7500	0.22	7500	0	7500	0.22	7500	0	7500	0.22	0	0.00	0	0.00	11250
	KUMUD SHARMA	AAVPS8001G	7500	0	7500	0.22	7500	0	7500	0.22	7500	0	7500	0.22	0	0.00	0	0.00	5000
	HARI MOHAN SHARMA	AAAP56592G	7500	0	7500	0.22	7500	0	7500	0.22	7500	0	7500	0.22	0	0.00	0	0.00	5000
	INDHI JAIN	AAAP0315I	7500	0	7500	0.22	7500	0	7500	0.22	7500	0	7500	0.22	0	0.00	0	0.00	5000
	PRADEEP KUNAR GUPTA		7500	0	7500	0.22	7500	0	7500	0.22	7500	0	7500	0.22	0	0.00	0	0.00	5000
	TEJ KARAN BOTHIRA		3000	0	3000	0.09	3000	0	3000	0.09	3000	0	3000	0.09	0	0.00	0	0.00	7500
	Central Government/State		0	0	0	0.00	0	0	0	0.00	0	0	0	0.00	0	0.00	0	0.00	0
	Financial Institutions/Banks		0	0	0	0.00	0	0	0	0.00	0	0	0	0.00	0	0.00	0	0.00	0
	Any Other (Specify)		0	0	0	0.00	0	0	0	0.00	0	0	0	0.00	0	0.00	0	0.00	0
	Sub Total (A)(1)		35	1476185	43.77	1476185	0	1476185	43.77	1476185	0	1476185	43.77	0	0.00	0	0.00	963385	
2	Foreign		0	0	0.00	0	0	0	0	0.00	0	0	0	0.00	0	0.00	0	0.00	0
	Individual/Non Resident		0	0	0.00	0	0	0	0	0.00	0	0	0	0.00	0	0.00	0	0.00	0
	Individual/Foreign Individual		0	0	0.00	0	0	0	0	0.00	0	0	0	0.00	0	0.00	0	0.00	0
	Government		0	0	0.00	0	0	0	0	0.00	0	0	0	0.00	0	0.00	0	0.00	0
	Institutions		0	0	0.00	0	0	0	0	0.00	0	0	0	0.00	0	0.00	0	0.00	0
	Foreign Portfolio Investor		0	0	0.00	0	0	0	0	0.00	0	0	0	0.00	0	0.00	0	0.00	0
	Any Other (Specify)		0	0	0.00	0	0	0	0	0.00	0	0	0	0.00	0	0.00	0	0.00	0
	Sub Total (A)(2)		0	0	0.00	0	0	0	0	0.00	0	0	0	0.00	0	0.00	0	0.00	0
	Total Shareholding of		35	1476185	43.77	1476185	0	1476185	43.77	1476185	0	1476185	43.77	0	0.00	0	0.00	963385	
	Promoter and Promoter																	0	



Handwritten signature

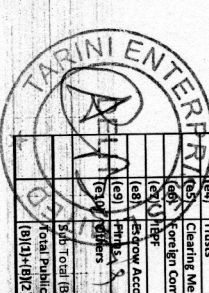



Table III - Statement showing shareholding pattern of the Public shareholder


Category & Name of the Shareholders	PAN	Nos. of shares older	No. of fully paid up equity shares held	Partly paid-up equity shares held	Nos. of shares underlying Depository Receipts	Total nos. shares held (V)-(VI)-(VII)-(VIII)	Shareholding % calculated as per SCRR, 1957 As a % of (A+B+C)	Number of Voting Rights held in each class of securities			No. of Shares Underlying Outstanding convertible securities (including Warrants)	Total shareholding, as a % assuming full conversion of convertible securities (as a percentage of diluted share capital)	Number of Locked in shares		Number of Shares pledged or otherwise encumbered		Number of equity shares held in dematerialized form	
								Class X	Class Y	Total			No. (a)	As a % of total Shares held (b)	No. (Not applicable) (a)	As a % of total Shares held (Not applicable) (b)		
1 Institutions																		
(a) Mutual Fund		0	0	0	0	0	0.0000	0	0	0	0	0.0000	0	0	0	0.0000	0	0
(b) Venture Capital Funds		0	0	0	0	0	0.0000	0	0	0	0	0.0000	0	0	0	0.0000	0	0
(c) Alternate Investment Funds		0	0	0	0	0	0.0000	0	0	0	0	0.0000	0	0	0	0.0000	0	0
(d) Foreign Venture Capital Investor		0	0	0	0	0	0.0000	0	0	0	0	0.0000	0	0	0	0.0000	0	0
(e) Foreign Portfolio Investors		0	0	0	0	0	0.0000	0	0	0	0	0.0000	0	0	0	0.0000	0	0
(f) Financial Institutions/Banks		0	0	0	0	0	0.0000	0	0	0	0	0.0000	0	0	0	0.0000	0	0
(g) Insurance Companies		0	0	0	0	0	0.0000	0	0	0	0	0.0000	0	0	0	0.0000	0	0
(h) Provident Fund/Pensions Funds		0	0	0	0	0	0.0000	0	0	0	0	0.0000	0	0	0	0.0000	0	0
(i) Any Other specify		0	0	0	0	0	0.0000	0	0	0	0	0.0000	0	0	0	0.0000	0	0
Sub Total (I)(i)		0	0	0	0	0	0.0000	0	0	0	0	0.0000	0	0	0	0.0000	0	0
2 Central Government/State Government/President of India		0	0	0	0	0	0.0000	0	0	0	0	0.0000	0	0	0	0.0000	0	0
Sub Total (II)		0	0	0	0	0	0.0000	0	0	0	0	0.0000	0	0	0	0.0000	0	0
3 Non-Institutions		433	370485	0	0	370485	10.9839	370485	0	0	0	10.9839	0	0	0	0.0000	0	157035
(a) 1. Individual Shareholders holding Nominal Share Capital Up to 2 Lacs		23	1190289	0	0	1190289	35.2890	1190289	0	0	0	35.2890	0	0	0	0.0000	0	923289
2. Individual Shareholders holding Nominal Share Capital Above 2 Lacs																		
ADITYA SAKA	AAWAP51249K		90010	0	0	90010	2.6686	90010	0	0	0	2.6686	0	0	0	0.0000	0	90010
ROHITASH KUMAR	ANDR02321K		90000	0	0	90000	2.6683	90000	0	0	0	2.6683	0	0	0	0.0000	0	90000
MEGHNA HASIJA	AESH00431		90000	0	0	90000	2.6683	90000	0	0	0	2.6683	0	0	0	0.0000	0	90000
RAJIV HASIJA	AAWPH4341R		80000	0	0	80000	2.3718	80000	0	0	0	2.3718	0	0	0	0.0000	0	80000
BASANTI DEVI NAHATA	ABRN04486H		70000	0	0	70000	2.0753	70000	0	0	0	2.0753	0	0	0	0.0000	0	70000
DIKMANI ABOHA	AMCPA9998D		60000	0	0	60000	1.7788	60000	0	0	0	1.7788	0	0	0	0.0000	0	60000
RAVINDER KUMAR TANWAR	AIWPT9339P		60000	0	0	60000	1.7788	60000	0	0	0	1.7788	0	0	0	0.0000	0	60000
SAJIVEE CHOPRA KARITA OF			60000	0	0	60000	1.7788	60000	0	0	0	1.7788	0	0	0	0.0000	0	0
MRS SAKOJ CHOPRA			60000	0	0	60000	1.7788	60000	0	0	0	1.7788	0	0	0	0.0000	0	0
HARBIR KHATRI			60000	0	0	60000	1.7788	60000	0	0	0	1.7788	0	0	0	0.0000	0	0
USHA RANI ABOHA	AAEP45414G		50000	0	0	50000	1.4824	50000	0	0	0	1.4824	0	0	0	0.0000	0	50000
RAJIV BOTRA	ACRPR9095F		45000	0	0	45000	1.3341	45000	0	0	0	1.3341	0	0	0	0.0000	0	45000
RIPI ABOHA	AAEP93297R		45000	0	0	45000	1.3341	45000	0	0	0	1.3341	0	0	0	0.0000	0	45000
MEGHANA HASIJA			45000	0	0	45000	1.3341	45000	0	0	0	1.3341	0	0	0	0.0000	0	0
RAJIV HASIJA			40000	0	0	40000	1.1859	40000	0	0	0	1.1859	0	0	0	0.0000	0	39166
SANGEETA ABOHA	AAEP45416E		39166	0	0	39166	1.1612	39166	0	0	0	1.1612	0	0	0	0.0000	0	35000
SAJIVEE CHOPRA	BVCP6731D		35000	0	0	35000	1.0377	35000	0	0	0	1.0377	0	0	0	0.0000	0	34000
SHANTHI DEVI BARBIA	ADP98543A		34000	0	0	34000	1.0090	34000	0	0	0	1.0090	0	0	0	0.0000	0	0
NERIS Registered with RBI			0	0	0	0	0.0000	0	0	0	0.0000	0	0	0	0.0000	0	0	
Employee Trusts			0	0	0	0	0.0000	0	0	0	0.0000	0	0	0	0.0000	0	0	
(c) Any other (Specify)			0	0	0	0	0.0000	0	0	0	0.0000	0	0	0	0.0000	0	0	
Bodies Corporate			13	211691	0	211691	6.2761	211691	0	0	0	6.2761	0	0	0	0.0000	0	211691
MINIMUMI SHARES AND SECURITIES PRIVATE LIMITED	AAGCM0970Q		68000	0	0	68000	2.0160	68000	0	0	0	2.0160	0	0	0	0.0000	0	68000
KHATUSHAM SHARES AND SECURITIES PRIVATE LIMITED	AAEC41078K		60000	0	0	60000	1.7788	60000	0	0	0	1.7788	0	0	0	0.0000	0	60000
(e2) Non Resident Indians		0	0	0	0	0	0.0000	0	0	0	0.0000	0	0	0	0.0000	0	0	
(e3) Resident Indian Indiv		24	124305	0	0	124305	3.6853	124305	0	0	0	3.6853	0	0	0	0.0000	0	124305
(e4) Trusts		2	20	0	0	20	0.0006	20	0	0	0	0.0006	0	0	0	0.0000	0	20
(e5) Clearing Members/House		0	0	0	0	0	0.0000	0	0	0	0.0000	0	0	0	0.0000	0	0	
(e6) Foreign Companies		0	0	0	0	0	0.0000	0	0	0	0.0000	0	0	0	0.0000	0	0	
(e7) Other		0	0	0	0	0	0.0000	0	0	0	0.0000	0	0	0	0.0000	0	0	
(e8) Custodian		0	0	0	0	0	0.0000	0	0	0	0.0000	0	0	0	0.0000	0	0	
(e9) Other		0	0	0	0	0	0.0000	0	0	0	0.0000	0	0	0	0.0000	0	0	
Sub Total (III)		495	1896790	0	0	1896790	56.2349	1896790	0	0	0	56.2349	0	0	0	0.0000	0	1418940
Total Public Shareholding (B)= (I)+(II)+(III)		495	1896790	0	0	1896790	56.2349	1896790	0	0	0	56.2349	0	0	0	0.0000	0	1418940

Table IV - Statement showing shareholding pattern of the Non Promoter- Non Public shareholder

Category & Name of the Shareholders	PAN	No. of shareholder	No. of fully paid up equity shares held	Partly paid-up equity shares held	Nos. of shares underlying Depository Receipts	Total no. shares held (VII)=(IV)+(V)+(VI)	Shareholding % calculated as per SCRR, 1957 As a % of (A+B+C2)	Number of Voting Rights held in each class of securities			Total as a % of Total Voting rights	No. of Shares Underlying Outstanding convertible securities (including Warrants)	Total shareholding, as a % assuming full conversion of convertible securities (as a percentage of diluted share capital)	Number of Locked in shares		Number of Shares pledged or otherwise encumbered		Number of equity shares held in dematerialized form (Not Applicable)
								Class X	Class Y	Total				No.	As a % of total Shares held	No. (Not applicable)	As a % of total share s held (Not applicable)	
	(i)	(ii)	(iii)	(iv)	(v)	(vi)	(vii)	(ix)			(x)	(xi)=(vii)+(x)	(xii)		(xiii)		(xiv)	
C1 Custodian/DR Holder		0	0	0	0	0	0	0	0	0	0	0	0	0	0	0	0	0
C2 Employees Benefit Trust (Under SEBI (Share Based Employee Benefit Regulation 2014)		0	0	0	0	0	0	0	0	0	0	0	0	0	0	0	0	0
Total Non Promoter Non Public Shareholding (C) = (C1)+(C2)		0	0	0	0	0	0	0	0	0	0	0	0	0	0	0	0	0



(e)	Bodies Corporate	Name of Shareholders	FP - Shares	PP - Shares	Total Shares	%age	Nom. Value	Debitures	Code	Category
1	AAAGCM0970Q	MINIMUM SHARES AND SECURITIES PRIVATE LIMITED	68000	0	68000	2.0160	680000.00	0	033E1	LTD - BODIES CORPORATE-DOMESTIC
2	AAEKC1078K	KHATLUSHYAM SHARES AND SECURITIES PRIVATE LIMITED	60000	0	60000	1.7788	600000.00	0	033E1	LTD - BODIES CORPORATE-DOMESTIC
3	AAACUJ214B	UTSAV SECURITIES PRIVATE LIMITED	32691	0	32691	0.9692	326910.00	0	033E1	LTD - BODIES CORPORATE-DOMESTIC
4	AAACH0604A	HILL RIDGE INVESTMENTS LIMITED	17620	0	17620	0.5224	176200.00	0	033E1	LTD - BODIES CORPORATE-DOMESTIC
5	AADCA5834G	A VAIL FINANCIAL SERVICES LIMITED	14763	0	14763	0.4377	147630.00	0	033E1	LTD - BODIES CORPORATE-DOMESTIC
6	AABCS6547E	SRI ENDRASH INVESTMENT AND FINANCE PVT LTD	14515	0	14515	0.4303	145150.00	0	033E1	LTD - BODIES CORPORATE-DOMESTIC
7	AABCS190K	KARVY STOCK BROKING LIMITED	2600	0	2600	0.0771	26000.00	0	033E1	LTD - BODIES CORPORATE-DOMESTIC
8	AAACT0610Q	TRANSNATIONAL GROWTH FUND LIMITED	952	0	952	0.0282	9520.00	0	033E1	LTD - BODIES CORPORATE-DOMESTIC
9	AANCAS576H	ANEKVARNA TRADING PRIVATE LIMITED	500	0	500	0.0148	5000.00	0	033E1	LTD - BODIES CORPORATE-DOMESTIC
10	AAACR8207B	FASHIONS BRANDS (INDIA) PRIVATE LIMITED	20	0	20	0.0006	200.00	0	033E1	LTD - BODIES CORPORATE-DOMESTIC
11	AAKCA0496K	ATP PROJECTS PRIVATE LIMITED	10	0	10	0.0003	100.00	0	033E1	LTD - BODIES CORPORATE-DOMESTIC
12	AAHCS8233R	SURABHI TOWERS PVT LTD.	10	0	10	0.0003	100.00	0	033E1	LTD - BODIES CORPORATE-DOMESTIC
13	AADCNM7444E	MAG IMPLEX PVT LTD	10	0	10	0.0003	100.00	0	033E1	LTD - BODIES CORPORATE-DOMESTIC
	Total				211691	6.2761	2116910	0		





(c3)	HUF	Name of Shareholders	FP - Shares	PP - Shares	Total Shares	%age	Nom. Value	Debitures	Code	Category
1	AAAHV3120Q	VINOD KUMAR	31000	0	31000	0.9191	310000.00	0	B3E3	HUF - RESIDENT HUF /APOS
2	AAJHS1015C	SUBHASH KHATTAR (HUF)	28000	0	28000	0.8301	280000.00	0	B3E3	HUF - RESIDENT HUF /APOS
3	AAKH4773G	ANKUR GUPTA HUF	12500	0	12500	0.3706	125000.00	0	B3E3	HUF - HUF /APOS
4	AAFNH6836G	NITIN GUPTA HUF	11900	0	11900	0.3528	119000.00	0	B3E3	HUF - RESIDENT HUF /APOS
5	AAHHH6005P	PRAKASH JAIN BARMECCHA	11250	0	11250	0.3335	112500.00	0	B3E3	HUF - HUF /APOS
6	AASSH3664Q	SHIV KUMAR HUF	7735	0	7735	0.2293	77350.00	0	B3E3	HUF - HUF /APOS
7	AAQHS0079H	SACHIN GUPTA HUF	6000	0	6000	0.1779	60000.00	0	B3E3	HUF - HUF /APOS
8	AAUHQ044G	PANKAJ GUPTA HUF	5400	0	5400	0.1601	54000.00	0	B3E3	HUF - HUF /APOS
9	AAKH4772IE	ANKIT GUPTA HUF	5295	0	5295	0.1570	52950.00	0	B3E3	HUF - RESIDENT HUF /APOS
10	AAAHV9666C	NAVJEEN GOEL HUF	3750	0	3750	0.1112	37500.00	0	B3E3	HUF - HUF /APOS
11	AAAH2123ID	PRADDEEP KUMAR GUPTA HUF	1260	0	1260	0.0374	12600.00	0	B3E3	HUF - HUF /APOS
12	AAADH88247E	BIMAL KUMAR JAIN	25	0	25	0.0007	250.00	0	B3E3	HUF - RESIDENT HUF /APOS
13	AAATH5573IH	SUBHASHL BAJAJ HUF	20	0	20	0.0006	200.00	0	B3E3	HUF - RESIDENT HUF /APOS
14	AAAFHS9469E	SITARAM SINGHANIA.	20	0	20	0.0006	200.00	0	B3E3	HUF - RESIDENT HUF /APOS
15	AAAFHS161IE	SHREE BHAGWAN MOR	20	0	20	0.0006	200.00	0	B3E3	HUF - HUF /APOS
16	AAEHG3986R	GOVIND PATODIA HUF	20	0	20	0.0006	200.00	0	B3E3	HUF - RESIDENT HUF /APOS
17	AAADHV8937L	V P GUPTA HUF	20	0	20	0.0006	200.00	0	B3E3	HUF - RESIDENT HUF /APOS
18	AADH44162J	AGARWAL SHYAMSUNDR SUBKARAN	20	0	20	0.0006	200.00	0	B3E3	HUF - RESIDENT HUF /APOS
19	AAACHH7581P	HARIPRASAD DWARKAPRASAD KARIWALA	20	0	20	0.0006	200.00	0	B3E3	HUF - RESIDENT HUF /APOS
20	AAUHS2123N	SANDEEP SARAF (HUF)	10	0	10	0.0003	100.00	0	B3E3	HUF - RESIDENT HUF /APOS
21	AAKH8879E	PURUSHOTTAM LAL SARAF (HUF)	10	0	10	0.0003	100.00	0	B3E3	HUF - RESIDENT HUF /APOS
22	AAKH42655P	ADITYA SARAF HUF	10	0	10	0.0003	100.00	0	B3E3	HUF - RESIDENT HUF /APOS
23	AAJHA6005I	ASHISH SARAF HUF	10	0	10	0.0003	100.00	0	B3E3	HUF - RESIDENT HUF /APOS
24	AAEHDS637A	DILIP KUMAR NAHAITA	10	0	10	0.0003	100.00	0	B3E3	HUF - HUF /APOS
	Total				124305	3.6853	1243050	0		

(4)	TRUST	Name of Shareholders	FP - Shares	PP - Shares	Total Shares	%age	Nom Value	Debentures	Code	Category
1	Pan Number AACITP493F	PIA NAHATA CHARAVARTY BENEFCIARY TRUST	10	0	10	0.0003	100	0	B3E4	TRU - TRUSTS
2	AABIV7738D	PINKY NAHATA	10	0	10	0.0003	100	0	B3E4	PUB - RESIDENT INDIVIDUAL-NEGATIVE NOMINATIONS
Total			20	0	20	0.0006	200	0		



Handwritten signature

Individual Shareholders Holding Nominal Share Capital Above Rs. 2 Lac

Sr.No	Pan Number	Name of Shareholders	PP -Shares	PP- Shares	Total Shares	%age	Norm. Value	Debentures	Code	Category
1	AWVPS1249K	ADITYA SARAF	90010	0	90010	2.6686	900100	0	B3A	PUB - RESIDENT INDIAN
2	ANDPK0291R	ROHTASH KUMAR	90000	0	90000	2.6683	900000	0	B3A	PUB - RESIDENT INDIAN
3	AESPH3043J	MEGHNA HASUA	90000	0	90000	2.6683	900000	0	B3A	PUB - RESIDENT INDIAN
4	AAWPE4341R	RAJIV HASUA	80000	0	80000	2.3718	800000	0	B3A	PUB - RESIDENT INDIAN
5	ABRPN6486H	BASANTI DEVI NAHATA	70000	0	70000	2.0753	700000	0	B3A	PUB - RESIDENT INDIAN
6	AMCPA9998D	DAMAN ARORA	60000	0	60000	1.7788	600000	0	B3A	PUB - RESIDENT INDIAN
7	AIVPT2933P	RAVINDER KUMAR TANWAR	60000	0	60000	1.7788	600000	0	B3A	PUB - RESIDENT INDIAN
8	Not Available	SANJEEV CHOPRA KARTYA OF	60000	0	60000	1.7788	600000	0	B3A	PUB - RESIDENT INDIAN
9	Not Available	MRS SAROJ CHOPRA	60000	0	60000	1.7788	600000	0	B3A	PUB - RESIDENT INDIAN
10	Not Available	HARBIR KHATRI	60000	0	60000	1.7788	600000	0	B3A	PUB - RESIDENT INDIAN
11	AAEPA5414G	USHA RANI ARORA	50000	0	50000	1.4824	500000	0	B3A	PUB - RESIDENT INDIAN
12	ACKPB0905F	RAJIV BOTHTRA	45000	0	45000	1.3341	450000	0	B3A	PUB - RESIDENT INDIAN
13	AAEPB2397R	RIPU ARORA	45000	0	45000	1.3341	450000	0	B3A	PUB - RESIDENT INDIAN
14	Not Available	MEGHANA HASUA	45000	0	45000	1.3341	450000	0	B3A	PUB - RESIDENT INDIAN
15	Not Available	RAJIV HASUA	40000	0	40000	1.1859	400000	0	B3A	PUB - RESIDENT INDIAN
16	AAEPA5416E	SANGEETA ARORA	39166	0	39166	1.1612	391660	0	B3A	PUB - RESIDENT INDIAN
17	BVQPK6732D	SARTHAQ KHATTAR	35000	0	35000	1.0377	350000	0	B3A	PUB - RESIDENT INDIAN
18	ADEPB5343A	SHANTI DEVI BARDIA	34000	0	34000	1.0080	340000	0	B3A	PUB - RESIDENT INDIAN
19	AHLPK0342H	VEENA KHATTAR	32000	0	32000	0.9487	320000	0	B3A	PUB - RESIDENT INDIAN
20	AEIP0165I	YOGESH PATAWARI	30000	0	30000	0.8894	300000	0	B3A	PUB - RESIDENT INDIAN
21	AAIBK8492Q	NEERU KHATTAR	26960	0	26960	0.7993	269600	0	B3A	PUB - RESIDENT INDIAN
22	AAQPK9610A	VINOD KHATTAR	25653	0	25653	0.7605	256530	0	B3A	PUB - RESIDENT INDIAN
23	AFBFB3256P	NORAT MAL JAIN	22500	0	22500	0.6671	225000	0	B3A	PUB - RESIDENT INDIAN
	Total		1190289		1190289	35.289	11902890	0		



Signature

TARINI ENTERPRISES LIMITED

DISTRIBUTION OF 3372975 EQUITY SHARE CAPITAL AS ON :31/03/2022

PAN CONSOLIDATION

Share or Debenture holding Nominal Value (Rs.)	Number of Shareholders	% to Total Numbers	Share or Debenture holding Amount (Rs.)	% to Total Amount
1	2	3	4	5
Up To 5,000	404	76.23	66400.00	0.20
5001 To 10,000	4	0.75	27520.00	0.08
10001 To 20,000	9	1.70	113400.00	0.34
20001 To 30,000	6	1.13	170000.00	0.50
30001 To 40,000	1	0.19	37500.00	0.11
40001 To 50,000	3	0.57	142500.00	0.42
50001 To 1,00,000	26	4.91	1841400.00	5.46
1,00,000 and Above	77	14.53	31331030.00	92.89
Total	530	100.00	33729750.00	100.00

PAN CONSOLIDATION

No. of Shares or Debentures	Number of Shareholders	% to Total Numbers	Share or Debenture Held	% to Holding
1	2	3	4	5
Up To 500	404	76.23	6640.00	0.20
501 To 1000	4	0.75	2752.00	0.08
1001 To 2000	9	1.70	11340.00	0.34
2001 To 3000	6	1.13	17000.00	0.50
3001 To 4000	1	0.19	3750.00	0.11
4001 To 5000	3	0.57	14250.00	0.42
5001 To 10000	26	4.91	184140.00	5.46
10000 and Above	77	14.53	3133103.00	92.89
Total	530	100.00	3372975.00	100.00

WITHOUT PAN CONSOLIDATION

Share or Debenture holding Nominal Value (Rs.)	Number of Shareholders	% to Total Numbers	Share or Debenture holding Amount (Rs.)	% to Total Amount
1	2	3	4	5
Up To 5,000	411	74.86	66500.00	0.20
5001 To 10,000	4	0.73	27520.00	0.08
10001 To 20,000	9	1.64	113400.00	0.34
20001 To 30,000	10	1.82	267000.00	0.79
30001 To 40,000	5	0.91	187500.00	0.56
40001 To 50,000	6	1.09	292500.00	0.87
50001 To 1,00,000	29	5.28	2066400.00	6.13
1,00,000 and Above	75	13.66	30708930.00	91.04
Total	549	100.00	33729750.00	100.00

WITHOUT PAN CONSOLIDATION (SHARES)

No. of Shares or Debentures	Number of Shareholders	% to Total Numbers	Share or Debenture Holding	% to Total Shareholding
1	2	3	4	5
Up To 500	411	74.86	6650.00	0.20
501 To 1000	4	0.73	2752.00	0.08
1001 To 2000	9	1.64	11340.00	0.34
2001 To 3000	10	1.82	26700.00	0.79
3001 To 4000	5	0.91	18750.00	0.56
4001 To 5000	6	1.09	29250.00	0.87
5001 To 10000	29	5.28	206640.00	6.13
10000 and Above	75	13.66	3070893.00	91.04
Total	549	100.00	3372975.00	100.00

